



**STATE GOVERNMENT OF OSUN**  
**MINISTRY OF ECONOMIC PLANNING AND BUDGET**

Permanent Secretary  
MINISTRY OF ECONOMIC PLANNING,  
BUDGET & DEVELOPMENT  
State of Osun, Osogbo  
Date 13/04/2020

**SUMMARY OF BUDGET PERFORMANCE REPORT FOR THE FIRST QUARTER, 2019**

CODE	DESCRIPTION	APPROVED ESTIMATES 2019	PRO-RATA ESTIMATES	ACTUAL JANUARY TO MARCH (FIRST QUARTER)	PERCENTAGE ON TOTAL	% PERFORMAN CE ON FIRST QUARTER PRO RATA
		N	N	N	%	%
	<b>REVENUE</b>					
1	<b>REVENUE FROM FAAC:</b>					
110101	STATUTORY ALLOCATION	38,500,000,000.00	9,625,000,000.00	8,649,312,971.29	33.55%	89.86%
110102	VALUE ADDED TAX	11,400,000,000.00	2,850,000,000.00	3,109,930,602.87	12.06%	109.12%
110103	EXCESS CRUDE OIL	75,000,000.00	18,750,000.00	-	0.00%	0.00%
110104	OTHER REVENUE FROM FAAC	1,100,000,000.00	275,000,000.00	339,194,400.83	1.32%	123.34%
	<b>INDEPENDENT REVENUE:</b>					
	DISBURSEABLE INTERNALLY GENERATED REVENUE	46,283,303,195.00	11,570,825,798.75	2,548,360,442.89	9.88%	22.02%
	RETAINABLE IGR (CORPORATIONS, PARASTATALS AND INSTITUTIONS:	6,300,797,190.00	1,575,199,297.50	2,232,503,004.85	8.66%	141.73%
	<b>CAPITAL RECEIPTS:</b>					
	DOMESTIC AIDS AND GRANTS	23,480,638,705.00	5,870,159,676.25	4,085,864,099.44	15.85%	69.60%
	BORROWINGS	27,266,802,310.00	6,816,700,577.50	20,729,850.00	0.08%	0.30%
	OPENING BALANCE	-	-	4,796,170,828.58	18.60%	
	OTHER CAPITAL RECEIPT	-	-	-		
	<b>TOTAL REVENUE</b>	<b>154,406,541,400.00</b>	<b>38,601,635,350.00</b>	<b>25,782,066,200.75</b>	<b>100.00%</b>	<b>66.79%</b>
	<b>EXPENDITURE</b>					
	PERSONNEL COST	44,932,789,440.00	11,233,197,360.00	4,007,696,617.18	22.83%	35.68%
	OTHER RECURRENT EXPENDITURE	16,387,537,910.00	4,096,884,477.50	3,456,178,670.68	19.69%	84.36%
	CAPITAL EXPENDITURE	93,086,214,050.00	23,271,553,512.50	10,090,361,085.65	57.48%	43.36%
	<b>TOTAL EXPENDITURE</b>	<b>154,406,541,400.00</b>	<b>38,601,635,350.00</b>	<b>17,554,236,373.51</b>	<b>100.00%</b>	<b>45.48%</b>





# STATE GOVERNMENT OF OSUN

## DETAILS OF BUDGET PERFORMANCE REPORT FOR THE YEAR 2019

*Signature*  
Permanent Secretary  
MINISTRY OF ECONOMIC PLANNING,  
BUDGET & DEVELOPMENT  
State of Osu, Usogbo  
Date 13/02/2020

### REVENUE / CAPITAL RECEIPTS

#### DISBURSEABLE INTERNALLY GENERATED REVENUE

ADMINISTRATIVE CODE	MDAS	2019 APPROVED ESTIMATES	PRO-RATA ESTIMATES	JANUARY	FEBRUARY	MARCH	FIRST QUARTER REVENUE (JANUARY - MARCH 2019)	% PERFORMANCE ON FIRST QUARTER PRO-RATA
<b>GOVERNANCE AND ADMINISTRATION SECTOR</b>								
011100100100	OFFICE OF THE GOVERNOR	208,000,000.00	52,000,000.00	1,517,500.00	1,305,000.00	1,254,000.00	4,076,500.00	7.84%
011101000100	PUBLIC PROCUREMENT AGENCY	8,000,000.00	2,000,000.00	-	-	280,000.00	280,000.00	14.00%
011101900100	MINISTRY OF SPECIAL DUTIES	100,000,000.00	25,000,000.00	-	-	-	-	0.00%
011103500100	BUREAU OF PUBLIC SERVICE PENSION	10,000,000.00	2,500,000.00	423,000.00	467,400.00	471,600.00	1,362,000.00	54.48%
011200300100	OSUN STATE HOUSE OF ASSEMBLY	2,200,000.00	550,000.00	-	5,000.00	2,500.00	7,500.00	1.36%
011200400100	OSUN STATE HOUSE OF ASSEMBLY SERVICE COMMISSION	250,000.00	62,500.00	44,000.00	3,000.00	-	47,000.00	75.20%
014000100100	OFFICE OF THE AUDITOR GENERAL ( STATE )	2,000,000.00	500,000.00	-	-	50,000.00	50,000.00	10.00%
014000200100	OFFICE OF THE AUDITOR GENERAL (LOCAL GOVERNMENTS)	632,275,000.00	158,068,750.00	-	-	-	-	0.00%
012500500100	MINISTRY OF HUMAN RESOURCES AND CAPACITY BUILDING	1,600,000.00	400,000.00	2,200.00	1,000.00	4,000.00	7,200.00	1.80%
014700100100	CIVIL SERVICE COMMISSION	10,000,000.00	2,500,000.00	154,000.00	70,000.00	946,013.00	1,170,013.00	46.80%
014700200100	LOCAL GOVERNMENTS SERVICE COMMISSION	7,936,500.00	1,984,125.00	437,000.00	170,500.00	135,000.00	742,500.00	37.42%
014800100100	OSUN STATE INDEPENDENT ELECTORAL COMMISSION	5,000,000.00	1,250,000.00	-	-	-	-	0.00%
022800100100	MINISTRY OF INNOVATION, SCIENCE AND TECHNOLOGY	20,000,000.00	5,000,000.00	-	40,000.00	150,000.00	190,000.00	3.80%
055100100100	MINISTRY OF LOCAL GOVERNMENTS AND CHIEFTAINCY AFFAIRS	50,000,000.00	12,500,000.00	611,000.00	210,000.00	326,000.00	1,147,000.00	9.18%
	<b>SUB-TOTAL - GOVERNANCE AND ADMINISTRATION SECTOR</b>	<b>1,058,761,500.00</b>	<b>264,690,375.00</b>	<b>3,188,700.00</b>	<b>2,271,900.00</b>	<b>3,619,113.00</b>	<b>9,079,713.00</b>	<b>3.43%</b>
<b>AGRICULTURE SECTOR</b>								
021500100100	MINISTRY OF AGRICULTURE, FOOD SECURITY	265,000,000.00	66,250,000.00	3,092,960.00	3,092,960.00	2,711,180.00	8,897,100.00	13.43%
021501400100	OSUN PRODUCE BOARD	177,000,000.00	44,250,000.00	13,811,500.00	9,232,000.00	12,160,500.00	35,204,000.00	79.56%
	<b>SUB-TOTAL - AGRICULTURE SECTOR</b>	<b>442,000,000.00</b>	<b>110,500,000.00</b>	<b>16,904,460.00</b>	<b>12,324,960.00</b>	<b>14,871,680.00</b>	<b>44,101,100.00</b>	<b>39.91%</b>
<b>ECONOMIC PLANNING AND BUDGET SECTOR</b>								
022000300100	MINISTRY OF ECONOMIC PLANNING & BUDGET	36,000,000.00	9,000,000.00	-	-	-	-	0.00%
023800400100	STATE BUREAU OF STATISTICS	200,000.00	50,000.00	-	-	-	-	0.00%
	<b>SUB-TOTAL - ECONOMIC PLANNING AND BUDGET SECTOR</b>	<b>36,200,000.00</b>	<b>9,050,000.00</b>	<b>-</b>	<b>-</b>	<b>-</b>	<b>-</b>	<b>0.00%</b>
<b>COMMERCE AND INDUSTRY SECTOR</b>								
011100800100	OFFICE OF ENTERPRISE AND WEALTH CREATION	5,000,000.00	1,250,000.00	-	-	-	-	-
022200100100	MINISTRY OF INDUSTRY, COMMERCE & COOPERATIVES	700,000,000.00	175,000,000.00	1,996,401.50	1,577,220.00	2,788,951.00	6,362,572.50	3.64%
022205100100	OSUN MICRO CREDIT AGENCY	20,250,010.00	5,062,502.50	-	-	-	-	0.00%
023600100100	MINISTRY OF CULTURE & TOURISM	10,000,000.00	2,500,000.00	-	-	-	-	0.00%
023600400100	OSUN STATE COUNCIL FOR ARTS AND CULTURE	10,000,000.00	2,500,000.00	-	-	-	-	0.00%
023605200100	OSUN STATE TOURISM BOARD	109,469,000.00	27,367,250.00	-	-	-	-	0.00%
051300100100	MINISTRY OF EMPOWERMENT AND YOUTH ENGAGEMENT	9,450,000.00	2,362,500.00	-	-	-	-	0.00%
	<b>SUB-TOTAL - COMMERCE AND INDUSTRY SECTOR</b>	<b>864,169,010.00</b>	<b>216,042,252.50</b>	<b>1,996,401.50</b>	<b>1,577,220.00</b>	<b>2,788,951.00</b>	<b>6,362,572.50</b>	<b>2.95%</b>
<b>EDUCATION SECTOR</b>								
051700100100	MINISTRY OF EDUCATION	2,029,954,000.00	507,488,500.00	14,191,835.62	13,342,479.55	10,961,392.15	38,495,707.32	7.59%
051700300100	STATE UNIVERSAL BASIC EDUCATION BOARD	1,450,000,000.00	362,500,000.00	1,721,549.13	3,009,305.73	5,780,788.24	10,511,643.10	2.90%
051700800100	OSUN STATE LIBRARY BOARD	1,000,000.00	250,000.00	20,500.00	30,000.00	35,000.00	85,500.00	34.20%
051701000100	OSUN STATE MASS EDUCATION AGENCY	12,163,560.00	3,040,890.00	838,000.00	1,642,000.20	1,408,000.00	3,888,000.20	127.86%



ADMINISTRATIVE CODE	MDAS	2019 APPROVED ESTIMATES	PRO-RATA ESTIMATES	JANUARY	FEBRUARY	MARCH	FIRST QUARTER REVENUE (JANUARY - MARCH 2019)	% PERFORMANCE ON FIRST QUARTER PRO-RATA
051702600100	OSUN CENTRAL EDUCATIONAL DISTRICT ILE ORANGUN (DISTRICT OFFICE)	-	-	-	25,000.00	-	25,000.00	
051702700100	OSUN EAST EDUCATIONAL DISTRICT OFFICE, ILE - IFE (DISTRICT OFFICE)	211,640.00	52,910.00	-	-	-	-	0.00%
051702800100	OSUN WEST EDUCATIONAL DISTRICT OFFICE, IKIRE (DISTRICT OFFICE)	375,000.00	93,750.00	-	-	-	-	0.00%
051705100100	TEACHERS' ESTABLISHMENT AND PENSIONS OFFICE, OSOGBO	7,000,000.00	1,750,000.00	303,200.00	263,000.00	454,001.00	1,020,201.00	58.30%
051705300100	BOARD FOR TECHNICAL AND VOCATIONAL EDUCATION	20,000,000.00	5,000,000.00	71,000.00	-	-	71,000.00	1.42%
051705600100	OFFICE OF HIGHER EDUCATION, BURSARY & SCHOLARSHIP	6,000,000.00	1,500,000.00	10,000.00	920,000.00	90,000.00	1,020,000.00	68.00%
051706500100	OSUN EDUCATION QUALITY ASSURANCE AND MORALITY AGENCY	20,000,000.00	5,000,000.00	-	85,000.00	-	85,000.00	1.70%
	<b>SUB-TOTAL - EDUCATION SECTOR</b>	<b>3,546,704,200.00</b>	<b>886,676,050.00</b>	<b>17,156,084.75</b>	<b>19,316,785.48</b>	<b>18,729,181.39</b>	<b>55,202,051.62</b>	<b>6.23%</b>
	<b>ENVIRONMENT SECTOR</b>							
022205600100	OSUN SIGNAGE, HOARDING AND ADVERTISEMENT AGENCY	54,000,000.00	13,500,000.00	768,400.00	1,318,500.00	2,124,000.00	4,210,900.00	31.19%
053500100100	MINISTRY OF ENVIRONMENT & SANITATION	500,000,000.00	125,000,000.00	2,622,500.00	386,000.00	46,860,500.00	49,869,000.00	39.90%
053500200100	OSUN PARKS AND GARDENS MANAGEMENT AGENCY	500,000,000.00	125,000,000.00	25,000.00	29,000.00	25,000.00	79,000.00	0.06%
053505300100	OSUN STATE WASTE MANAGEMENT AGENCY	10,000,000.00	2,500,000.00	1,479,000.00	251,500.00	940,000.00	2,670,500.00	106.82%
023305100100	OFFICE OF FORESTRY, NATURAL & MINERAL RESOURCES	150,000,000.00	37,500,000.00	10,586,100.00	20,482,900.00	22,567,100.00	53,636,100.00	143.03%
	<b>SUB-TOTAL - ENVIRONMENT SECTOR</b>	<b>1,214,000,000.00</b>	<b>303,500,000.00</b>	<b>15,481,000.00</b>	<b>22,467,900.00</b>	<b>72,516,600.00</b>	<b>110,465,500.00</b>	<b>36.40%</b>
	<b>HEALTH SECTOR</b>							
052100100100	MINISTRY OF HEALTH	200,055,000.00	50,013,750.00	80,176,323.35	23,068,500.00	18,126,000.00	121,370,823.35	242.67%
052100200100	OSUN STATE HEALTH INSURANCE SCHEME	1,345,475,375.00	336,368,843.75	-	-	-	-	0.00%
052110200100	OSUN STATE HOSPITALS MANAGEMENT BOARD	60,000,000.00	15,000,000.00	4,133,900.00	3,159,590.00	4,069,520.00	11,363,010.00	75.75%
052111600100	PRIMARY HEALTH CARE DEVELOPMENT BOARD	952,000,000.00	238,000,000.00	-	-	-	-	0.00%
	<b>SUB-TOTAL - HEALTH SECTOR</b>	<b>2,557,530,375.00</b>	<b>639,382,593.75</b>	<b>84,310,223.35</b>	<b>26,228,090.00</b>	<b>22,195,520.00</b>	<b>132,733,833.35</b>	<b>20.76%</b>
	<b>INFRASTRUCTURE SECTOR</b>							
022905300100	OFFICE OF THE TRANSPORTATION	1,000,000,000.00	250,000,000.00	22,508,685.00	21,095,690.00	19,228,825.00	62,833,200.00	25.13%
023400100100	MINISTRY OF WORKS & TRANSPORT	16,201,242,700.00	4,050,310,675.00	595,000.00	1,238,750.00	462,500.00	2,296,250.00	0.06%
023400200100	OFFICE OF THE SURVEYOR - GENERAL	300,000,000.00	75,000,000.00	892,090.00	393,500.00	1,031,410.00	2,317,000.00	3.09%
023400400100	OSUN ROAD MAINTENANCE AGENCY	3,703,700.00	925,925.00	-	30,550.00	-	30,550.00	3.30%
023405500100	OSUN ASSETS MANAGEMENT AGENCY	200,000,000.00	50,000,000.00	-	-	-	-	0.00%
025305600100	OSUN STATE CAPITAL TERRITORY DEVELOPMENT AUTHORITY	321,500,000.00	80,375,000.00	2,266,935.00	1,695,720.00	1,775,365.10	5,738,020.10	7.14%
025305500100	OSUN NEW TOWNS AND GROWTH AREAS DEVELOPMENT AUTHORITY	100,000,000.00	25,000,000.00	115,078.20	131,101.80	195,449.00	441,629.00	1.77%
026000100100	MINISTRY OF LANDS AND PHYSICAL PLANNING	1,500,000,000.00	375,000,000.00	16,298,126.01	12,373,820.52	30,066,440.37	58,738,386.90	15.66%
	<b>SUB-TOTAL - INFRASTRUCTURE SECTOR</b>	<b>19,626,446,400.00</b>	<b>4,906,611,600.00</b>	<b>42,675,914.21</b>	<b>36,959,132.32</b>	<b>52,759,989.47</b>	<b>132,395,036.00</b>	<b>2.70%</b>
	<b>SOCIAL DEVELOPMENT AND WELFARE SECTOR</b>							
012400100100	MINISTRY OF HOME AFFAIRS	80,600,000.00	20,150,000.00	2,690,000.00	1,685,000.00	2,740,000.00	7,115,000.00	35.31%
051400100100	MINISTRY OF WOMEN & CHILDREN AFFAIRS	2,400,000.00	600,000.00	83,000.00	84,000.00	110,000.00	277,000.00	46.17%
053900100100	MINISTRY OF YOUTHS & SPORTS	1,000,000.00	250,000.00	-	-	15,500.00	15,500.00	6.20%
053905100100	OSUN STATE SPORTS COUNCIL	122,000,000.00	30,500,000.00	100,000.00	-	100,000.00	200,000.00	0.66%
	<b>SUB-TOTAL - SOCIAL DEVELOPMENT AND WELFARE SECTOR</b>	<b>206,000,000.00</b>	<b>51,500,000.00</b>	<b>2,873,000.00</b>	<b>1,769,000.00</b>	<b>2,965,500.00</b>	<b>7,607,500.00</b>	<b>14.77%</b>
	<b>SECURITY LAW AND JUSTICE SECTOR</b>							
031801100100	JUDICIAL SERVICE COMMISSION	3,000,000.00	750,000.00	6,500.00	1,500.00	10,500.00	18,500.00	2.47%
032600100100	MINISTRY OF JUSTICE	158,740,000.00	39,685,000.00	940,553.42	3,379,187.49	1,179,063.15	5,498,804.06	13.86%
032605100100	THE JUDICIARY (HIGH COURT OF JUSTICE)	120,000,000.00	30,000,000.00	6,500.00	1,500.00	10,500.00	18,500.00	0.06%
032605200100	CUSTOMARY COURT OF APPEAL	35,000,000.00	8,750,000.00	1,617,280.00	1,407,985.00	1,925,745.00	4,951,010.00	56.58%
	<b>SUB-TOTAL - SECURITY LAW AND JUSTICE SECTOR</b>	<b>316,740,000.00</b>	<b>79,185,000.00</b>	<b>2,570,833.42</b>	<b>4,790,172.49</b>	<b>3,125,808.15</b>	<b>10,486,814.06</b>	<b>13.24%</b>
	<b>INFORMATION AND COMMUNICATION SECTOR</b>							
012300100100	MINISTRY OF INFORMATION & CIVIC ORIENTATION	5,000,000.00	1,250,000.00	117,000.00	3,500.00	6,000.00	126,500.00	10.12%
	<b>SUB-TOTAL - INFORMATION AND COMMUNICATION SECTOR</b>	<b>5,000,000.00</b>	<b>1,250,000.00</b>	<b>117,000.00</b>	<b>3,500.00</b>	<b>6,000.00</b>	<b>126,500.00</b>	<b>10.12%</b>

Permanent Secretary  
MINISTRY OF ECONOMIC PLANNING,  
BUDGET & DEVELOPMENT




ADMINISTRATIVE CODE	MDAS	2019 APPROVED ESTIMATES	PRO-RATA ESTIMATES	JANUARY	FEBRUARY	MARCH	FIRST QUARTER REVENUE (JANUARY - MARCH 2019)	% PERFORMANCE ON FIRST QUARTER PRO-RATA
	<b>WATER AND SANITATION SECTOR</b>						-	
025200100100	OFFICE OF WATER RESOURCES, RURAL AND COMMUNITY AFFAIRS	5,098,000.00	1,274,500.00	2,384,520.00	636,500.00	80,000.00	3,101,020.00	243.31%
025210300100	RURAL WATER & ENVIRONMENTAL SANITATION AGENCY	30,000,000.00	7,500,000.00	20,000.00	10,000.00	12,500.00	42,500.00	0.57%
	<b>SUB-TOTAL - WATER AND SANITATION SECTOR</b>	<b>35,098,000.00</b>	<b>8,774,500.00</b>	<b>2,404,520.00</b>	<b>646,500.00</b>	<b>92,500.00</b>	<b>3,143,520.00</b>	<b>35.83%</b>
	<b>FINANCE &amp; REVENUE MOBILIZATION SECTOR</b>						-	
022000100100	MINISTRY OF FINANCE	1,101,900,000.00	275,475,000.00	867,469.61	5,592,172.82	876,197.10	7,335,839.53	2.66%
022000700100	OFFICE OF THE ACCOUNTANT - GENERAL	350,100,000.00	87,525,000.00	4,722,001.89	310,532.47	353,991.67	5,386,526.03	6.15%
022000800100	OSUN STATE INTERNAL REVENUE SERVICE	14,922,653,710.00	3,730,663,427.50	819,283,586.15	467,831,469.29	736,818,881.36	2,023,933,936.80	54.25%
	<b>SUB-TOTAL - FINANCE &amp; REVENUE MOBILIZATION SECTOR</b>	<b>16,374,653,710.00</b>	<b>4,093,663,427.50</b>	<b>824,873,057.65</b>	<b>473,734,174.58</b>	<b>738,049,070.13</b>	<b>2,036,656,302.36</b>	<b>49.75%</b>
	<b>TOTAL DISBURSEABLE INTERNALLY GENERATED REVENUE</b>	<b>46,283,303,195.00</b>	<b>11,570,825,798.75</b>	<b>1,014,551,194.88</b>	<b>602,089,334.87</b>	<b>931,719,913.14</b>	<b>2,548,360,442.89</b>	<b>22.02%</b>

**RETAINABLE IGR (CORPORATIONS, PARASTATALS AND INSTITUTIONS: (INSTITUTIONS, PARASTATALS AND CORPORATIONS))**

021510200100	OSUN STATE AGRICULTURAL DEVELOPMENT PROGRAMME	210,650,690.00	52,662,672.50	148,000.00	140,000.00	-	288,000.00	0.55%
021510300100	OSUN STATE AGRICULTURAL DEVELOPMENT CORPORATION	41,000,000.00	10,250,000.00	251,000.00	430,000.00	170,000.00	851,000.00	8.30%
051701800100	OSUN STATE COLLEGE OF TECHNOLOGY, ESA-OKE	580,285,000.00	145,071,250.00	140,392,200.00	76,386,750.00	86,772,550.00	303,551,500.00	209.24%
051701900100	OSUN STATE POLYTECHNIC, IREE	961,064,000.00	240,266,000.00	261,297,600.00	15,442,000.00	127,343,650.00	404,083,250.00	168.18%
051702000100	OSUN STATE COLLEGE OF EDUCATION, ILESA	236,630,000.00	59,157,500.00	45,379,481.00	55,236,070.00	15,317,020.00	115,932,571.00	195.97%
051702100100	OSUN STATE COLLEGE OF EDUCATION, ILA-ORANGUN	396,187,500.00	99,046,875.00	10,985,950.00	6,712,800.00	18,445,600.00	36,144,350.00	36.49%
051702200100	OSUN STATE UNIVERSITY, OSOGBO	2,591,500,000.00	647,875,000.00	310,530,019.55	337,992,746.90	544,745,882.41	1,193,268,648.86	184.18%
052102600100	LAUTECH TEACHING HOSPITAL, OSOGBO	750,000,000.00	187,500,000.00	39,176,352.28	32,087,226.14	38,745,634.07	110,009,212.49	58.67%
025305300100	OSUN STATE PROPERTY DEVELOPMENT CORPORATION	150,000,000.00	37,500,000.00	5,932,995.24	12,686,460.22	5,458,651.23	24,078,106.69	64.21%
012300300100	OSUN STATE BROADCASTING CORPORATION	307,300,000.00	76,825,000.00	13,252,450.58	10,782,961.10	12,333,234.13	36,368,645.81	47.34%
025210200100	OSUN STATE WATER CORPORATION	76,180,000.00	19,045,000.00	3,169,720.00	3,185,700.00	1,572,300.00	7,927,720.00	41.63%
	<b>TOTAL RETAINABLE IGR (CORPORATIONS, PARASTATALS AND INSTITUTIONS)</b>	<b>6,300,797,190.00</b>	<b>1,575,199,297.50</b>	<b>830,515,768.65</b>	<b>551,082,714.36</b>	<b>850,904,521.84</b>	<b>2,232,503,004.85</b>	<b>141.73%</b>

**DOMESTIC AIDS AND GRANTS**

011100100100	OFFICE OF THE GOVERNOR	2,400,000,000.00	600,000,000.00	-	-	-	-	0.00%
021510200100	OSUN STATE AGRICULTURAL DEVELOPMENT PROGRAMME	-	-	-	-	-	-	
051700100100	MINISTRY OF EDUCATION	970,046,000.00	242,511,500.00	160,758,040.00	71,603,580.00	71,603,580.00	303,965,200.00	125.34%
052100100100	MINISTRY OF HEALTH	6,100,000,000.00	1,525,000,000.00	20,264,820.00	2,103,992,205.10	197,346,983.20	2,321,604,008.30	152.24%
052100200100	OSUN STATE HEALTH INSURANCE SCHEME	109,824,625.00	27,456,156.25	-	-	-	-	0.00%
051700300100	STATE UNIVERSAL BASIC EDUCATION BOARD	500,000,000.00	125,000,000.00	-	-	388,061,701.77	388,061,701.77	310.45%
051701800100	OSUN STATE COLLEGE OF TECHNOLOGY, ESA-OKE	375,800,000.00	93,950,000.00	-	4,493,001.19	14,042,987.50	18,535,988.69	19.73%
051701900100	OSUN STATE POLYTECHNIC, IREE	607,109,010.00	151,777,252.50	29,348,419.68	16,020,000.00	8,128,981.00	53,497,400.68	35.25%
051702000100	OSUN STATE COLLEGE OF EDUCATION, ILESA	157,000,000.00	39,250,000.00	-	-	-	-	0.00%
051702100100	OSUN STATE COLLEGE OF EDUCATION, ILA-ORANGUN	380,300,000.00	95,075,000.00	-	-	-	-	0.00%
051702200100	OSUN STATE UNIVERSITY, OSOGBO	1,400,000,000.00	350,000,000.00	991,248,300.00	-	-	991,248,300.00	283.21%
052111600100	PRIMARY HEALTH CARE DEVELOPMENT BOARD	200,000,000.00	50,000,000.00	-	-	-	-	0.00%
014700200100	LOCAL GOVERNMENTS SERVICE COMMISSION	400,000,000.00	100,000,000.00	-	-	-	-	0.00%
022000300100	MINISTRY OF ECONOMIC PLANNING & BUDGET	759,757,070.00	189,939,267.50	-	-	-	-	0.00%
025200100100	OFFICE OF WATER RESOURCES, RURAL AND COMMUNITY AFFAIRS	802,000.00	200,500.00	-	-	-	-	0.00%
025210300100	RURAL WATER & ENVIRONMENTAL SANITATION AGENCY	120,000,000.00	30,000,000.00	-	-	-	-	0.00%
025210200100	OSUN STATE WATER CORPORATION	9,000,000,000.00	2,250,000,000.00	3,352,300.00	2,595,800.00	3,003,400.00	8,951,500.00	0.40%
	<b>TOTAL DOMESTIC AIDS AND GRANTS</b>	<b>23,480,638,705.00</b>	<b>5,870,159,676.25</b>	<b>1,204,971,879.68</b>	<b>2,198,704,586.29</b>	<b>682,187,633.47</b>	<b>4,085,864,099.44</b>	<b>69.60%</b>

  
 Permanent Secretary  
 MINISTRY OF ECONOMIC PLANNING,  
 BUDGET & DEVELOPMENT  
 State of Osun, Osogbo



ADMINISTRATIVE CODE	MDAS	2019 APPROVED ESTIMATES	PRO-RATA ESTIMATES	JANUARY	FEBRUARY	MARCH	FIRST QUARTER REVENUE (JANUARY - MARCH 2019)	% PERFORMANCE ON FIRST QUARTER PRO-RATA
---------------------	------	-------------------------	--------------------	---------	----------	-------	--	---

### OPENING BALANCE


022000700100	OFFICE OF THE ACCOUNTANT - GENERAL (OPENING BALANCE)	-	-	4,796,170,828.58	-	-	4,796,170,828.58	
	<b>TOTAL OPENING BALANCE</b>	-	-	<b>4,796,170,828.58</b>	-	-	<b>4,796,170,828.58</b>	

### BORROWINGS

051700300100	STATE UNIVERSAL BASIC EDUCATION BOARD	1,000,000,000.00	250,000,000.00	-	-	-	-	-
055100400100	MINISTRY OF RURAL DEVELOPMENT AND COMMUNITY AFFAIRS	6,266,802,310.00	1,566,700,577.50	-	-	-	-	-
025210200100	OSUN STATE WATER CORPORATION	20,000,000,000.00	5,000,000,000.00	7,888,350.00	12,841,500.00	-	20,729,850.00	0.00
	<b>TOTAL BORROWINGS</b>	<b>27,266,802,310.00</b>	<b>6,816,700,577.50</b>	<b>7,888,350.00</b>	<b>12,841,500.00</b>	-	<b>20,729,850.00</b>	<b>0.00</b>

### REVENUE FROM FAAC

MDAS	2019 APPROVED ESTIMATES	PRO-RATA ESTIMATES	JANUARY	FEBRUARY	MARCH	FIRST QUARTER REVENUE (JANUARY - MARCH 2019)	% PERFORMANCE ON FIRST QUARTER PRO-RATA
STATUTORY ALLOCATION	38,500,000,000.00	9,625,000,000.00	3,113,174,196.51	2,839,691,490.79	2,696,447,283.99	8,649,312,971.29	89.86%
VALUE ADDED TAX	11,400,000,000.00	2,850,000,000.00	1,038,080,366.05	1,077,207,687.94	994,642,548.88	3,109,930,602.87	109.12%
EXCESS CRUDE OIL	75,000,000.00	18,750,000.00	-	-	-	-	0.00%
OTHER REVENUE FROM FAAC	1,100,000,000.00	275,000,000.00	5,614,250.74	55,939,253.93	277,640,896.16	339,194,400.83	123.34%
<b>TOTAL REVENUE FROM FAAC</b>	<b>51,075,000,000.00</b>	<b>12,768,750,000.00</b>	<b>4,156,868,813.30</b>	<b>3,972,838,432.66</b>	<b>3,968,730,729.03</b>	<b>12,098,437,974.99</b>	<b>94.75%</b>
<b>TOTAL REVENUE</b>	<b>154,406,541,400.00</b>	<b>38,601,635,350.00</b>	<b>12,010,966,835.09</b>	<b>7,337,556,568.18</b>	<b>6,433,542,797.48</b>	<b>25,782,066,200.75</b>	<b>66.79%</b>

  
 Permanent Secretary  
 MINISTRY OF ECONOMIC PLANNING,  
 BUDGET & DEVELOPMENT  
 State of Osu, Uyo  
 Date 13/03/2020





**STATE GOVERNMENT OF OSUN**  
**DETAILS OF PERSONNEL COST BUDGET PERFORMANCE FOR FIRST QUARTER**


*AK*  
**Permanent Secretary**  
**MINISTRY OF ECONOMIC PLANNING,**  
**BUDGET & DEVELOPMENT**  
**State of Osu, Usoybo**  
 Date 12/02/2020

**PERSONNEL EXPENDITURE**

ADMINISTRATIVE CODE	MDAS	2019 APPROVED ESTIMATES	PRO-RATA ESTIMATES	JANUARY	FEBRUARY	MARCH	FIRST QUARTER PERSONNEL COST (JANUARY - MARCH 2019)	% PERFORMANCE ON FIRST QUARTER PRO-RATA
	<b>GOVERNANCE AND ADMINISTRATION SECTOR</b>							
011100100100	OFFICE OF THE GOVERNOR	1,031,054,990.00	257,763,747.50	36,178,599.51	35,319,499.21	36,108,216.90	107,606,315.63	41.75%
011101000100	PUBLIC PROCUREMENT AGENCY	18,573,280.00	4,643,320.00	884,810.48	1,043,955.66	1,115,308.18	3,043,074.32	65.56%
011101900100	MINISTRY OF SPECIAL DUTIES	16,939,690.00	4,234,922.50	-	-	-	-	0.00%
011103500100	BUREAU OF PUBLIC SERVICE PENSION	8,799,472,760.00	2,199,868,190.00	2,570,936.06	2,630,789.01	2,687,463.43	7,889,188.49	0.36%
011200300100	OSUN STATE HOUSE OF ASSEMBLY	430,053,990.00	107,513,497.50	30,143,095.59	30,248,757.44	30,260,897.45	90,652,750.48	84.32%
011200400100	OSUN STATE HOUSE OF ASSEMBLY SERVICE COMMISSION	62,683,240.00	15,670,810.00	1,622,148.31	1,630,827.31	1,590,483.00	4,843,458.63	30.91%
014000100100	OFFICE OF THE AUDITOR GENERAL ( STATE )	113,622,990.00	28,405,747.50	8,614,401.14	8,316,066.97	8,710,867.10	25,641,335.21	90.27%
014000200100	OFFICE OF THE AUDITOR GENERAL (LOCAL GOVERNMENTS)	74,045,720.00	18,511,430.00	5,334,978.08	5,141,573.28	4,798,050.29	15,274,601.65	82.51%
012500500100	BUREAU OF HUMAN RESOURCES AND CAPACITY BUILDING	86,294,860.00	21,573,715.00	6,009,086.34	5,982,769.52	5,723,618.02	17,715,473.89	82.12%
014700100100	CIVIL SERVICE COMMISSION	62,766,850.00	15,691,712.50	3,931,893.11	2,699,316.19	2,377,111.10	9,008,320.41	57.41%
014700200100	LOCAL GOVERNMENTS SERVICE COMMISSION	39,153,980.00	9,788,495.00	1,035,302.24	1,503,435.36	1,598,962.53	4,137,700.13	42.27%
014800100100	OSUN STATE INDEPENDENT ELECTORAL COMMISSION	72,573,970.00	18,143,492.50	1,406,122.38	1,425,905.37	1,349,499.48	4,181,527.24	23.05%
022800100100	MINISTRY OF INNOVATION, SCIENCE AND TECHNOLOGY	77,750,400.00	19,437,600.00	5,098,314.81	5,175,213.49	5,169,104.61	15,442,632.91	79.45%
045102100100	MINISTRY OF REGIONAL INTEGRATION	23,690,580.00	5,922,645.00	348,848.97	349,736.96	320,697.56	1,019,283.49	17.21%
055100100100	MINISTRY OF LOCAL GOVERNMENTS AND CHIEFTAINCY AFFAIRS	65,095,980.00	16,273,995.00	2,928,457.81	2,857,134.86	2,956,752.63	8,742,345.31	53.72%
	<b>SUB-TOTAL - GOVERNANCE AND ADMINISTRATION SECTOR</b>	<b>10,973,773,280.00</b>	<b>2,743,443,320.00</b>	<b>106,106,994.84</b>	<b>104,324,980.64</b>	<b>104,767,032.29</b>	<b>315,199,007.76</b>	<b>11.49%</b>
	<b>AGRICULTURE SECTOR</b>							
021500100100	MINISTRY OF AGRICULTURE, FOOD SECURITY	278,509,730.00	69,627,432.50	17,519,133.38	17,408,470.22	17,358,903.16	52,286,506.75	75.09%
021501400100	OSUN PRODUCE BOARD	-	-	-	-	-	-	-
021510200100	OSUN STATE AGRICULTURAL DEVELOPMENT PROGRAMME	109,760,900.00	27,440,225.00	8,838,347.99	8,553,022.97	8,381,403.85	25,772,774.82	93.92%
021510300100	OSUN STATE AGRICULTURAL DEVELOPMENT CORPORATION	75,435,830.00	18,858,957.50	5,226,830.29	5,158,344.11	5,194,288.75	15,579,463.16	82.61%
	<b>SUB-TOTAL - AGRICULTURE SECTOR</b>	<b>463,706,460.00</b>	<b>115,926,615.00</b>	<b>31,584,311.67</b>	<b>31,119,837.30</b>	<b>30,934,595.76</b>	<b>93,638,744.73</b>	<b>80.77%</b>
	<b>ECONOMIC PLANNING AND BUDGET SECTOR</b>							
022000300100	MINISTRY OF ECONOMIC PLANNING & BUDGET	92,390,090.00	23,097,522.50	3,672,136.14	4,126,965.76	4,089,389.07	11,888,490.97	51.47%
023800400100	STATE BUREAU OF STATISTICS	35,569,770.00	8,892,442.50	2,037,140.36	2,142,055.87	2,246,714.00	6,425,910.23	72.26%
	<b>SUB-TOTAL - ECONOMIC PLANNING AND BUDGET SECTOR</b>	<b>127,959,860.00</b>	<b>31,989,965.00</b>	<b>5,709,276.49</b>	<b>6,269,021.63</b>	<b>6,336,103.07</b>	<b>18,314,401.20</b>	<b>57.25%</b>
	<b>COMMERCE AND INDUSTRY SECTOR</b>							
011100800100	OFFICE OF ENTERPRISE AND WEALTH CREATION	16,515,630.00	4,128,907.50	-	-	-	-	-
022200100100	MINISTRY OF INDUSTRY, COMMERCE & COOPERATIVES	166,612,260.00	41,653,065.00	8,350,464.84	8,058,834.36	8,064,192.96	24,473,492.16	58.76%
022205100100	OSUN MICRO CREDIT AGENCY	-	-	-	-	-	-	-
023600100100	MINISTRY OF CULTURE & TOURISM	43,073,980.00	10,768,495.00	1,420,792.41	1,243,631.70	1,259,545.16	3,923,969.28	36.44%
023600400100	OSUN STATE COUNCIL FOR ARTS AND CULTURE	42,919,830.00	10,729,957.50	2,993,091.36	3,075,543.75	3,037,477.47	9,106,112.57	84.87%
023605200100	OSUN STATE TOURISM BOARD	23,983,230.00	5,995,807.50	1,505,845.76	1,073,067.06	878,420.58	3,457,333.40	57.66%
051300100100	MINISTRY OF EMPOWERMENT AND YOUTH ENGAGEMENT	2,547,885,770.00	636,971,442.50	2,292,256.34	2,474,029.38	2,352,482.64	7,118,768.36	1.12%
	<b>SUB-TOTAL - COMMERCE AND INDUSTRY SECTOR</b>	<b>2,840,990,700.00</b>	<b>710,247,675.00</b>	<b>16,562,450.70</b>	<b>15,925,106.25</b>	<b>15,592,118.82</b>	<b>48,079,675.77</b>	<b>6.77%</b>




ADMINISTRATIVE CODE	MDAS	2019 APPROVED ESTIMATES	PRO-RATA ESTIMATES	JANUARY	FEBRUARY	MARCH	FIRST QUARTER PERSONNEL COST (JANUARY - MARCH 2019)	% PERFORMANCE ON FIRST QUARTER PRO-RATA
	<b>EDUCATION SECTOR</b>	-	-					
051700100100	MINISTRY OF EDUCATION	376,736,750.00	94,184,187.50	26,654,337.60	26,740,437.20	26,971,144.64	80,365,919.45	85.33%
051700300100	STATE UNIVERSAL BASIC EDUCATION BOARD	78,519,010.00	19,629,752.50	4,827,153.67	4,823,904.93	4,970,952.79	14,622,011.40	74.49%
051700800100	OSUN STATE LIBRARY BOARD	11,651,660.00	2,912,915.00	495,310.64	485,494.18	499,116.18	1,479,921.00	50.81%
051701000100	OSUN STATE MASS EDUCATION AGENCY	30,066,020.00	7,516,505.00	-	-	-	-	0.00%
051701800100	OSUN STATE COLLEGE OF TECHNOLOGY, ESA-OKE	909,568,360.00	227,392,090.00	57,343,888.07	66,570,576.22	69,574,348.40	193,488,812.69	85.09%
051701900100	OSUN STATE POLYTECHNIC, IREE	1,048,944,850.00	262,236,212.50	91,967,310.28	96,489,716.43	97,562,416.73	286,019,443.43	109.07%
051702000100	OSUN STATE COLLEGE OF EDUCATION, ILESA	786,033,800.00	196,508,450.00	59,744,970.32	73,551,672.36	63,657,674.74	196,954,317.42	100.23%
051702100100	OSUN STATE COLLEGE OF EDUCATION, ILA-ORANGUN	930,881,510.00	232,720,377.50	49,737,004.14	53,095,096.75	52,463,580.84	155,295,681.72	66.73%
051702200100	OSUN STATE UNIVERSITY, OSOGBO	2,218,370,070.00	554,592,517.50	176,448,119.22	167,440,826.18	123,237,414.50	467,126,359.90	84.23%
051702600100	OSUN CENTRAL EDUCATIONAL DISTRICT ILA ORANGUN (DISTRICT OFFICE)	1,358,282,060.00	339,570,515.00	906,619.15	2,387,868.51	801,703.30	4,096,190.96	1.21%
051702700100	OSUN EAST EDUCATIONAL DISTRICT OFFICE, ILE - IFE (DISTRICT OFFICE)	698,122,180.00	174,530,545.00	1,270,391.07	1,346,955.90	2,266,385.36	4,883,732.33	2.80%
051702800100	OSUN WEST EDUCATIONAL DISTRICT OFFICE, IKIRE (DISTRICT OFFICE)	1,607,134,620.00	401,783,655.00	791,880.87	1,100,845.96	990,113.93	2,882,840.76	0.72%
051705100100	TEACHERS' ESTABLISHMENT AND PENSIONS OFFICE, OSOGBO	75,511,850.00	18,877,962.50	3,628,082.15	3,864,119.23	3,826,579.33	11,318,780.72	59.96%
051705300100	BOARD FOR TECHNICAL AND VOCATIONAL EDUCATION	196,093,380.00	49,023,345.00	11,904,136.78	11,733,391.03	11,516,266.55	35,153,794.36	71.71%
051705600100	OFFICE OF HIGHER EDUCATION, BURSARY & SCHOLARSHIP	36,404,620.00	9,101,155.00	1,143,347.02	1,007,953.85	1,018,025.92	3,169,326.79	34.82%
051706500100	OSUN EDUCATION QUALITY ASSURANCE AND MORALITY AGENCY	-	-	-	-	-	-	
	<b>SUB-TOTAL - EDUCATION SECTOR</b>	<b>10,362,320,740.00</b>	<b>2,590,580,185.00</b>	<b>486,862,550.99</b>	<b>510,638,858.74</b>	<b>459,355,723.21</b>	<b>1,456,857,132.93</b>	<b>56.24%</b>
	<b>ENVIRONMENT SECTOR</b>	-	-					
022205600100	OSUN SIGNAGE, HOARDING AND ADVERTISEMENT AGENCY	31,769,340.00	7,942,335.00	800,000.00	-	1,600,000.00	2,400,000.00	30.22%
053500100100	MINISTRY OF ENVIRONMENT & SANITATION	57,910,760.00	14,477,690.00	3,804,306.97	4,076,744.60	3,924,039.58	11,805,091.15	81.54%
053500200100	OSUN PARKS AND GARDENS MANAGEMENT AGENCY	40,333,670.00	10,083,417.50	8,240,000.00	3,000,000.00	4,290,000.00	15,530,000.00	154.02%
053505300100	OSUN STATE WASTE MANAGEMENT AGENCY	108,525,350.00	27,131,337.50	7,249,329.53	2,876,584.02	7,143,577.09	17,269,490.64	63.65%
023305100100	OFFICE OF FORESTRY, NATURAL & MINERAL RESOURCES	101,668,390.00	25,417,097.50	5,812,579.69	6,090,459.05	5,781,814.66	17,684,853.40	69.58%
	<b>SUB-TOTAL - ENVIRONMENT SECTOR</b>	<b>340,207,510.00</b>	<b>85,051,877.50</b>	<b>25,906,216.19</b>	<b>16,043,787.67</b>	<b>22,739,431.33</b>	<b>64,689,435.18</b>	<b>76.06%</b>
	<b>HEALTH SECTOR</b>	-	-					
052100100100	MINISTRY OF HEALTH	603,004,030.00	150,751,007.50	30,628,305.57	29,875,582.78	29,762,363.65	90,266,252.00	59.88%
052100200100	OSUN STATE HEALTH INSURANCE SCHEME	57,357,490.00	14,339,372.50	-	1,668,127.88	2,281,756.53	3,949,884.40	27.55%
052102600100	LAUTECH TEACHING HOSPITAL, OSOGBO	4,392,524,160.00	1,098,131,040.00	258,594,229.05	259,882,628.97	230,432,881.27	748,909,739.29	68.20%
052110200100	OSUN STATE HOSPITALS MANAGEMENT BOARD	2,632,036,860.00	658,009,215.00	169,975,316.01	166,496,027.24	167,099,691.39	503,571,034.64	76.53%
052111600100	PRIMARY HEALTH CARE DEVELOPMENT BOARD	782,273,900.00	195,568,475.00	4,646,505.98	4,724,340.12	4,851,553.61	14,222,399.71	7.27%
	<b>SUB-TOTAL - HEALTH SECTOR</b>	<b>8,467,196,440.00</b>	<b>2,116,799,110.00</b>	<b>463,844,356.61</b>	<b>462,646,706.99</b>	<b>434,428,246.44</b>	<b>1,360,919,310.04</b>	<b>64.29%</b>
	<b>INFRASTRUCTURE SECTOR</b>	-	-					
022905300100	OFFICE OF THE TRANSPORTATION	130,129,140.00	32,532,285.00	9,026,089.40	8,997,072.60	8,997,072.20	27,020,234.20	83.06%
023400100100	MINISTRY OF WORKS & TRANSPORT	166,245,070.00	41,561,267.50	12,629,502.57	12,811,290.50	13,174,809.21	38,615,602.28	92.91%
023400200100	OFFICE OF THE SURVEYOR - GENERAL	26,872,090.00	6,718,022.50	2,053,659.76	1,879,616.03	1,427,017.09	5,360,292.88	79.79%
023400400100	OSUN ROAD MAINTENANCE AGENCY	58,732,470.00	14,683,117.50	3,999,646.06	3,851,054.50	3,768,798.17	11,619,498.72	79.14%
023405500100	OSUN ASSETS MANAGEMENT AGENCY	-	-	-	-	-	-	
025305300100	OSUN STATE PROPERTY DEVELOPMENT CORPORATION	53,338,260.00	13,334,565.00	3,903,661.65	3,297,016.90	3,354,738.18	10,555,416.73	79.16%
025305600100	OSUN STATE CAPITAL TERRITORY DEVELOPMENT AUTHORITY	25,792,920.00	6,448,230.00	1,438,600.12	1,328,525.75	1,280,858.18	4,047,984.04	62.78%
025305500100	OSUN NEW TOWNS AND GROWTH AREAS DEVELOPMENT AUTHORITY	-	-	-	-	-	-	0.00%
026000100100	MINISTRY OF LANDS AND PHYSICAL PLANNING	98,222,000.00	24,555,500.00	5,092,615.60	4,748,684.55	4,948,882.30	14,790,182.44	60.23%
	<b>SUB-TOTAL - INFRASTRUCTURE SECTOR</b>	<b>559,331,950.00</b>	<b>139,832,987.50</b>	<b>38,143,775.15</b>	<b>36,913,260.82</b>	<b>36,952,175.33</b>	<b>112,009,211.30</b>	<b>80.10%</b>

  
 Permanent Secretary  
 MINISTRY OF ECONOMIC PLANNING,  
 BUDGET & DEVELOPMENT  
 State of Osun, Osogbo  
 12/10/2020



ADMINISTRATIVE CODE	MDAS	2019 APPROVED ESTIMATES	PRO-RATA ESTIMATES	JANUARY	FEBRUARY	MARCH	FIRST QUARTER PERSONNEL COST (JANUARY - MARCH 2019)	% PERFORMANCE ON FIRST QUARTER PRO-RATA
	<b>SOCIAL DEVELOPMENT AND WELFARE SECTOR</b>	-	-					
012400100100	MINISTRY OF HOME AFFAIRS	131,776,090.00	32,944,022.50	6,488,348.56	6,168,574.44	5,979,665.88	18,636,588.87	56.57%
051400100100	MINISTRY OF WOMEN & CHILDREN AFFAIRS	63,703,770.00	15,925,942.50	4,193,839.57	4,594,922.24	4,640,989.27	13,429,751.08	84.33%
053900100100	MINISTRY OF SOCIAL PROTECTION, SPORTS & SPECIAL NEEDS	38,822,540.00	9,705,635.00	1,058,126.20	982,609.59	1,107,980.12	3,148,715.91	32.44%
053905100100	OSUN STATE SPORTS COUNCIL	130,934,880.00	32,733,720.00	10,042,117.08	10,096,158.47	10,133,997.80	30,272,273.34	92.48%
	<b>SUB-TOTAL - SOCIAL DEVELOPMENT AND WELFARE SECTOR</b>	<b>365,237,280.00</b>	<b>91,309,320.00</b>	<b>21,782,431.40</b>	<b>21,842,264.73</b>	<b>21,862,633.07</b>	<b>65,487,329.20</b>	<b>71.72%</b>
	<b>SECURITY LAW AND JUSTICE SECTOR</b>	-	-					
031801100100	JUDICIAL SERVICE COMMISSION	127,545,430.00	31,886,357.50	4,624,870.76	4,608,894.60	4,507,550.39	13,741,315.76	43.09%
032600100100	MINISTRY OF JUSTICE	270,507,090.00	67,626,772.50	10,514,091.99	10,326,729.94	10,562,175.68	31,402,997.62	46.44%
032605100100	THE JUDICIARY (HIGH COURT OF JUSTICE)	464,443,300.00	116,110,825.00	81,301,510.36	24,048,334.22	24,270,756.90	129,620,601.48	111.64%
032605200100	CUSTOMARY COURT OF APPEAL	436,757,760.00	109,189,440.00	40,091,954.83	19,229,166.66	19,399,443.93	78,720,565.42	72.10%
	<b>SUB-TOTAL - SECURITY LAW AND JUSTICE SECTOR</b>	<b>1,299,253,580.00</b>	<b>324,813,395.00</b>	<b>136,532,427.95</b>	<b>58,213,125.43</b>	<b>58,739,926.90</b>	<b>253,485,480.28</b>	<b>78.04%</b>
	<b>INFORMATION AND COMMUNICATION SECTOR</b>	-	-					
012300100100	MINISTRY OF INFORMATION & CIVIC ORIENTATION	69,127,960.00	17,281,990.00	3,036,727.80	3,001,546.11	3,148,523.63	9,186,797.54	53.16%
012300300100	OSUN STATE BROADCASTING CORPORATION	232,024,710.00	58,006,177.50	18,599,391.73	17,662,095.23	17,541,981.45	53,803,468.41	92.75%
	<b>SUB-TOTAL - INFORMATION AND COMMUNICATION SECTOR</b>	<b>301,152,670.00</b>	<b>75,288,167.50</b>	<b>21,636,119.53</b>	<b>20,663,641.35</b>	<b>20,690,505.08</b>	<b>62,990,265.95</b>	<b>83.67%</b>
	<b>WATER AND SANITATION SECTOR</b>	-	-					
025200100100	OFFICE OF WATER RESOURCES, RURAL AND COMMUNITY AFFAIRS	69,214,460.00	17,303,615.00	3,583,336.70	3,508,746.77	3,665,592.35	10,757,675.82	62.17%
025210200100	OSUN STATE WATER CORPORATION	395,922,990.00	98,980,747.50	27,034,731.69	27,136,831.07	27,047,869.62	81,219,432.39	82.06%
025210300100	RURAL WATER & ENVIRONMENTAL SANITATION AGENCY	80,003,850.00	20,000,962.50	4,476,302.52	4,443,070.45	4,318,033.90	13,237,406.87	66.18%
	<b>SUB-TOTAL - WATER AND SANITATION SECTOR</b>	<b>545,141,300.00</b>	<b>136,285,325.00</b>	<b>35,094,370.91</b>	<b>35,088,648.29</b>	<b>35,031,495.87</b>	<b>105,214,515.07</b>	<b>77.20%</b>
	<b>FINANCE &amp; REVENUE MOBILIZATION SECTOR</b>	-	-					
022000100100	MINISTRY OF FINANCE	72,123,190.00	18,030,797.50	4,594,180.68	5,021,659.01	6,232,572.83	15,848,412.53	87.90%
022000200100	DEBT MANAGEMENT OFFICE	17,342,400.00	4,335,600.00	-	-	-	-	0.00%
022000700100	OFFICE OF THE ACCOUNTANT - GENERAL	133,689,200.00	33,422,300.00	9,402,232.60	9,536,459.55	9,581,348.75	28,520,040.90	85.33%
022000800100	OSUN STATE INTERNAL REVENUE SERVICE	63,362,880.00	15,840,720.00	2,384,129.38	2,063,897.39	1,995,627.56	6,443,654.33	40.68%
	<b>SUB-TOTAL - FINANCE &amp; REVENUE MOBILIZATION SECTOR</b>	<b>286,517,670.00</b>	<b>71,629,417.50</b>	<b>16,380,542.66</b>	<b>16,622,015.95</b>	<b>17,809,549.14</b>	<b>50,812,107.75</b>	<b>70.94%</b>
	<b>OTHER EXPENDITURE</b>	-	-					
	SALARY, GRATUITY AND PENSION ARREARS	8,000,000,000.00	2,000,000,000.00	-	-	-	-	0.00%
	<b>TOTAL PERSONNEL COST</b>	<b>44,932,789,440.00</b>	<b>11,233,197,360.00</b>	<b>1,406,145,825.08</b>	<b>1,336,311,255.79</b>	<b>1,265,239,536.30</b>	<b>4,007,696,617.18</b>	<b>35.68%</b>

  
 Permanent Secretary  
 MINISTRY OF ECONOMIC PLANNING,  
 BUDGET & DEVELOPMENT  
 State of Osun, Osogbo  
 Date 13/07/2020





**STATE GOVERNMENT OF OSUN**  
**DETAILS OF BUDGET PERFORMANCE REPORT FOR FIRST QUARTER, 2019**


**OTHER RECURRENT EXPENDITURE**  
**OTHER RECURRENT EXPENDITURE FROM DISBURSABLE IGR**

ADMINISTRATIVE CODE	MDAS	2019 APPROVED ESTIMATES	PRO-RATA ESTIMATES	JANUARY	FEBRUARY	MARCH	FIRST QUARTER OTHER RECURRENT (JANUARY - MARCH 2019)	% PERFORMANCE ON FIRST QUARTER PRO-RATA
	<b>GOVERNANCE AND ADMINISTRATION SECTOR</b>							
011100100100	OFFICE OF THE GOVERNOR	4,232,253,650.00	1,058,063,412.50	784,160,428.70	378,430,148.00	375,976,146.29	1,538,566,722.99	145.41%
011101000100	PUBLIC PROCUREMENT AGENCY	31,639,000.00	7,909,750.00	-	-	-	-	0.00%
011101900100	MINISTRY OF SPECIAL DUTIES	10,000,000.00	2,500,000.00	-	-	-	-	
011103500100	BUREAU OF PUBLIC SERVICE PENSION	2,500,000.00	625,000.00	-	400,000.00	400,000.00	800,000.00	128.00%
011200300100	OSUN STATE HOUSE OF ASSEMBLY	1,290,503,940.00	322,625,985.00	50,000,000.00	62,687,000.00	-	112,687,000.00	34.93%
011200400100	OSUN STATE HOUSE OF ASSEMBLY SERVICE COMMISSION	65,500,000.00	16,375,000.00	1,000,000.00	-	-	1,000,000.00	6.11%
014000100100	OFFICE OF THE AUDITOR GENERAL ( STATE )	12,000,000.00	3,000,000.00	751,500.00	751,500.00	751,500.00	2,254,500.00	75.15%
014000200100	OFFICE OF THE AUDITOR GENERAL (LOCAL GOVERNMENTS)	12,000,000.00	3,000,000.00	751,500.00	751,500.00	751,500.00	2,254,500.00	75.15%
012500500100	BUREAU OF HUMAN RESOURCES AND CAPACITY BUILDING	200,024,480.00	50,006,120.00	500,000.00	3,609,500.00	500,000.00	4,609,500.00	9.22%
014700100100	CIVIL SERVICE COMMISSION	12,000,000.00	3,000,000.00	-	-	-	-	0.00%
014700200100	LOCAL GOVERNMENTS SERVICE COMMISSION	71,718,020.00	17,929,505.00	-	-	-	-	0.00%
014800100100	OSUN STATE INDEPENDENT ELECTORAL COMMISSION	30,000,000.00	7,500,000.00	6,000,000.00	-	-	6,000,000.00	80.00%
022800100100	MINISTRY OF INNOVATION, SCIENCE AND TECHNOLOGY	31,000,000.00	7,750,000.00	-	-	-	-	0.00%
045102100100	MINISTRY OF REGIONAL INTEGRATION & SPECIAL DUTIES	10,000,000.00	2,500,000.00	-	-	-	-	0.00%
055100100100	MINISTRY OF LOCAL GOVERNMENTS AND CHIEFTAINCY AFFAIRS	12,283,000.00	3,070,750.00	-	-	-	-	0.00%
	<b>SUB-TOTAL - GOVERNANCE AND ADMINISTRATION SECTOR</b>	<b>6,023,422,090.00</b>	<b>1,505,855,522.50</b>	<b>843,163,428.70</b>	<b>446,629,648.00</b>	<b>378,379,146.29</b>	<b>1,668,172,222.99</b>	<b>110.78%</b>
	<b>AGRICULTURE SECTOR</b>							
021500100100	MINISTRY OF AGRICULTURE, FOOD SECURITY	83,500,000.00	20,875,000.00	-	-	380,000.00	380,000.00	1.82%
021501400100	OSUN PRODUCE BOARD	15,000,000.00	3,750,000.00	-	-	-	-	0.00%
	<b>SUB-TOTAL - AGRICULTURE SECTOR</b>	<b>98,500,000.00</b>	<b>24,625,000.00</b>	<b>-</b>	<b>-</b>	<b>380,000.00</b>	<b>380,000.00</b>	<b>1.54%</b>
	<b>ECONOMIC PLANNING AND BUDGET SECTOR</b>							
022000300100	MINISTRY OF ECONOMIC PLANNING & BUDGET	263,472,410.00	65,868,102.50	1,730,450.00	9,979,760.00	4,032,000.00	15,742,210.00	23.90%
023800400100	STATE BUREAU OF STATISTICS	33,453,910.00	8,363,477.50	-	400,000.00	-	400,000.00	4.78%
	<b>SUB-TOTAL - ECONOMIC PLANNING AND BUDGET SECTOR</b>	<b>296,926,320.00</b>	<b>74,231,580.00</b>	<b>1,730,450.00</b>	<b>10,379,760.00</b>	<b>4,032,000.00</b>	<b>16,142,210.00</b>	<b>21.75%</b>
	<b>COMMERCE AND INDUSTRY SECTOR</b>							
011100800100	OFFICE OF ENTERPRISE AND WEALTH CREATION	5,000,000.00	1,250,000.00	-	-	-	-	0.00%
022200100100	MINISTRY OF INDUSTRY, COMMERCE & COOPERATIVES	105,583,880.00	26,395,970.00	3,000,000.00	-	-	3,000,000.00	11.37%
022205100100	OSUN MICRO CREDIT AGENCY	7,621,200.00	1,905,300.00	-	-	-	-	0.00%
023600100100	MINISTRY OF CULTURE & TOURISM	4,500,000.00	1,125,000.00	-	-	-	-	0.00%
023600400100	OSUN STATE COUNCIL FOR ARTS AND CULTURE	10,000,000.00	2,500,000.00	-	-	-	-	0.00%
023605200100	OSUN STATE TOURISM BOARD	4,807,000.00	1,201,750.00	-	-	-	-	0.00%
051300100100	MINISTRY OF EMPOWERMENT AND YOUTH ENGAGEMENT	85,140,000.00	21,285,000.00	-	-	-	-	0.00%
	<b>SUB-TOTAL - COMMERCE AND INDUSTRY SECTOR</b>	<b>222,652,080.00</b>	<b>55,663,020.00</b>	<b>3,000,000.00</b>	<b>-</b>	<b>-</b>	<b>3,000,000.00</b>	<b>5.39%</b>

Permanent Secretary  
 MINISTRY OF ECONOMIC PLANNING,  
 BUDGET & DEVELOPMENT  
 State of Osu, Osogbo  
 Date 13/03/2019



ADMINISTRATIVE CODE	MDAS	2019 APPROVED ESTIMATES	PRO-RATA ESTIMATES	JANUARY	FEBRUARY	MARCH	FIRST QUARTER OTHER RECURRENT (JANUARY - MARCH 2019)	% PERFORMANCE ON FIRST QUARTER PRO-RATA
	<b>EDUCATION SECTOR</b>	-	-	-	-	-	-	
051700100100	MINISTRY OF EDUCATION	636,887,470.00	159,221,867.50	11,844,684.00	84,962,739.20	76,147,397.80	172,954,821.00	108.63%
051700300100	STATE UNIVERSAL BASIC EDUCATION BOARD	90,000,000.00	22,500,000.00	-	-	-	-	0.00%
051700800100	OSUN STATE LIBRARY BOARD	670,000.00	167,500.00	-	200,000.00	-	200,000.00	119.40%
051701000100	OSUN STATE MASS EDUCATION AGENCY	4,565,450.00	1,141,362.50	-	-	-	-	0.00%
051702600100	OSUN CENTRAL EDUCATIONAL DISTRICT ILA ORANGUN (DISTRICT OFFICE)	60,929,370.00	15,232,342.50	-	-	-	-	0.00%
051702700100	OSUN EAST EDUCATIONAL DISTRICT OFFICE, ILE - IFE (DISTRICT OFFICE)	80,356,250.00	20,089,062.50	-	-	-	-	0.00%
051702800100	OSUN WEST EDUCATIONAL DISTRICT OFFICE, IKIRE (DISTRICT OFFICE)	58,428,430.00	14,607,107.50	-	-	-	-	0.00%
051705100100	TEACHERS' ESTABLISHMENT AND PENSIONS OFFICE, OSOGBO	4,674,000.00	1,168,500.00	-	-	-	-	0.00%
051705300100	BOARD FOR TECHNICAL AND VOCATIONAL EDUCATION	20,000,000.00	5,000,000.00	-	3,228,000.00	-	3,228,000.00	64.56%
051705600100	OFFICE OF HIGHER EDUCATION, BURSARY & SCHOLARSHIP	10,000,000.00	2,500,000.00	-	-	-	-	0.00%
051706500100	OSUN EDUCATION QUALITY ASSURANCE AND MORALITY AGENCY	18,008,530.00	4,502,132.50	-	-	-	-	0.00%
	<b>SUB-TOTAL - EDUCATION SECTOR</b>	<b>984,519,500.00</b>	<b>246,129,875.00</b>	<b>11,844,684.00</b>	<b>88,390,739.20</b>	<b>76,147,397.80</b>	<b>176,382,821.00</b>	<b>71.66%</b>
	<b>ENVIRONMENT SECTOR</b>	-	-	-	-	-	-	
022205600100	OSUN SIGNAGE, HOARDING AND ADVERTISEMENT AGENCY	30,000,000.00	7,500,000.00	-	-	-	-	0.00%
053500100100	MINISTRY OF ENVIRONMENT & SANITATION	23,600,000.00	5,900,000.00	-	1,000,000.00	-	1,000,000.00	16.95%
053500200100	OSUN PARKS AND GARDENS MANAGEMENT AGENCY	5,000,000.00	1,250,000.00	-	-	-	-	0.00%
053505300100	OSUN STATE WASTE MANAGEMENT AGENCY	43,350,000.00	10,837,500.00	-	-	-	-	0.00%
023305100100	OFFICE OF FORESTRY, NATURAL & MINERAL RESOURCES	8,000,000.00	2,000,000.00	-	-	-	-	0.00%
	<b>SUB-TOTAL - ENVIRONMENT SECTOR</b>	<b>109,950,000.00</b>	<b>27,487,500.00</b>	<b>-</b>	<b>1,000,000.00</b>	<b>-</b>	<b>1,000,000.00</b>	<b>3.64%</b>
	<b>HEALTH SECTOR</b>	-	-	-	-	-	-	
052100100100	MINISTRY OF HEALTH	245,932,290.00	61,483,072.50	5,000,160.00	5,000,160.00	7,500,160.00	17,500,480.00	28.46%
052100200100	OSUN STATE HEALTH INSURANCE SCHEME	21,670,000.00	5,417,500.00	-	-	-	-	0.00%
052110200100	OSUN STATE HOSPITALS MANAGEMENT BOARD	95,000,000.00	23,750,000.00	-	-	-	-	0.00%
052111600100	PRIMARY HEALTH CARE DEVELOPMENT BOARD	10,000,000.00	2,500,000.00	-	-	-	-	0.00%
	<b>SUB-TOTAL - HEALTH SECTOR</b>	<b>372,602,290.00</b>	<b>93,150,572.50</b>	<b>5,000,160.00</b>	<b>5,000,160.00</b>	<b>7,500,160.00</b>	<b>17,500,480.00</b>	<b>18.79%</b>
	<b>INFRASTRUCTURE SECTOR</b>	-	-	-	-	-	-	
022905300100	OFFICE OF THE TRANSPORTATION	32,156,270.00	8,039,067.50	-	-	1,680,000.00	1,680,000.00	20.90%
023400100100	MINISTRY OF WORKS & TRANSPORT	148,663,030.00	37,165,757.50	13,000,000.00	24,934,549.90	23,183,000.00	61,117,549.90	164.45%
023400200100	OFFICE OF THE SURVEYOR - GENERAL	6,000,000.00	1,500,000.00	-	-	-	-	0.00%
023400400100	OSUN ROAD MAINTENANCE AGENCY	8,957,900.00	2,239,475.00	-	-	-	-	0.00%
023405500100	OSUN ASSETS MANAGEMENT AGENCY	12,000,000.00	3,000,000.00	-	-	-	-	0.00%
025305600100	OSUN STATE CAPITAL TERRITORY DEVELOPMENT AUTHORITY	12,000,000.00	3,000,000.00	3,000,000.00	-	-	3,000,000.00	100.00%
025305500100	OSUN NEW TOWNS AND GROWTH AREAS DEVELOPMENT AUTHORITY	15,000,000.00	3,750,000.00	-	-	-	-	0.00%
026000100100	MINISTRY OF LANDS AND PHYSICAL PLANNING	15,000,000.00	3,750,000.00	-	-	-	-	0.00%
	<b>SUB-TOTAL - INFRASTRUCTURE SECTOR</b>	<b>249,777,200.00</b>	<b>62,444,300.00</b>	<b>16,000,000.00</b>	<b>24,934,549.90</b>	<b>24,863,000.00</b>	<b>65,797,549.90</b>	<b>105.37%</b>
	<b>SOCIAL DEVELOPMENT AND WELFARE SECTOR</b>	-	-	-	-	-	-	
012400100100	MINISTRY OF HOME AFFAIRS	186,604,080.00	46,651,020.00	-	5,892,500.00	6,586,600.00	12,479,100.00	26.75%
051400100100	MINISTRY OF WOMEN & CHILDREN AFFAIRS	97,598,270.00	24,399,567.50	-	2,025,000.00	-	2,025,000.00	8.30%
053900100100	MINISTRY OF SOCIAL PROTECTION, SPORTS & SPECIAL NEEDS	60,000,000.00	15,000,000.00	-	559,000.00	-	559,000.00	3.73%
053905100100	OSUN STATE SPORTS COUNCIL	70,000,000.00	17,500,000.00	10,000,000.00	-	4,000,000.00	14,000,000.00	80.00%
	<b>SUB-TOTAL - SOCIAL DEVELOPMENT AND WELFARE SECTOR</b>	<b>414,202,350.00</b>	<b>103,550,587.50</b>	<b>10,000,000.00</b>	<b>8,476,500.00</b>	<b>10,586,600.00</b>	<b>29,063,100.00</b>	<b>28.07%</b>

  
 Permanent Secretary  
 MINISTRY OF ECONOMIC PLANNING,  
 BUDGET & DEVELOPMENT  
 State of Osun, Osogbo  
 Date: 12/02/2020



ADMINISTRATIVE CODE	MDAS	2019 APPROVED ESTIMATES	PRO-RATA ESTIMATES	JANUARY	FEBRUARY	MARCH	FIRST QUARTER OTHER RECURRENT (JANUARY - MARCH 2019)	% PERFORMANCE ON FIRST QUARTER PRO-RATA
	<b>SECURITY LAW AND JUSTICE SECTOR</b>	-	-	-	-	-	-	-
031801100100	JUDICIAL SERVICE COMMISSION	60,000,000.00	15,000,000.00	2,000,000.00	2,000,000.00	-	4,000,000.00	26.67%
032600100100	MINISTRY OF JUSTICE	100,000,000.00	25,000,000.00	4,000,000.00	-	1,000,000.00	5,000,000.00	20.00%
032605100100	THE JUDICIARY (HIGH COURT OF JUSTICE)	300,000,000.00	75,000,000.00	11,677,961.21	32,591,400.00	-	44,269,361.21	59.03%
032605200100	CUSTOMARY COURT OF APPEAL	149,213,500.00	37,303,375.00	-	9,700,000.00	-	9,700,000.00	26.00%
	<b>SUB-TOTAL - SECURITY LAW AND JUSTICE SECTOR</b>	<b>609,213,500.00</b>	<b>152,303,375.00</b>	<b>17,677,961.21</b>	<b>44,291,400.00</b>	<b>1,000,000.00</b>	<b>62,969,361.21</b>	<b>41.34%</b>
	<b>INFORMATION AND COMMUNICATION SECTOR</b>	-	-	-	-	-	-	-
012300100100	MINISTRY OF INFORMATION & CIVIC ORIENTATION	6,000,000.00	1,500,000.00	-	-	-	-	0.00%
	<b>SUB-TOTAL - INFORMATION AND COMMUNICATION SECTOR</b>	<b>6,000,000.00</b>	<b>1,500,000.00</b>	<b>-</b>	<b>-</b>	<b>-</b>	<b>-</b>	<b>0.00%</b>
	<b>WATER AND SANITATION SECTOR</b>	-	-	-	-	-	-	-
025200100100	OFFICE OF WATER RESOURCES, RURAL AND COMMUNITY AFFAIRS	6,555,070.00	1,638,767.50	-	-	-	-	0.00%
025210300100	RURAL WATER & ENVIRONMENTAL SANITATION AGENCY	2,400,000.00	600,000.00	-	-	-	-	0.00%
	<b>SUB-TOTAL - WATER AND SANITATION SECTOR</b>	<b>8,955,070.00</b>	<b>2,238,767.50</b>	<b>-</b>	<b>-</b>	<b>-</b>	<b>-</b>	<b>0.00%</b>
	<b>FINANCE &amp; REVENUE MOBILIZATION SECTOR</b>	-	-	-	-	-	-	-
022000100100	MINISTRY OF FINANCE	4,287,900,480.00	1,071,975,120.00	45,742,715.00	246,205,280.76	611,644,077.55	903,592,073.31	84.29%
022000200100	DEBT MANAGEMENT OFFICE	123,039,000.00	30,759,750.00	-	-	-	-	0.00%
022000700100	OFFICE OF THE ACCOUNTANT - GENERAL	66,507,590.00	16,626,897.50	1,200,000.00	1,200,000.00	1,200,000.00	3,600,000.00	21.65%
022000800100	OSUN STATE INTERNAL REVENUE SERVICE	180,000,000.00	45,000,000.00	15,761,860.24	15,000,000.00	15,000,000.00	45,761,860.24	101.69%
	<b>SUB-TOTAL - FINANCE &amp; REVENUE MOBILIZATION SECTOR</b>	<b>4,657,447,070.00</b>	<b>1,164,361,767.50</b>	<b>62,704,575.24</b>	<b>262,405,280.76</b>	<b>627,844,077.55</b>	<b>952,953,933.55</b>	<b>81.84%</b>
	<b>TOTAL RECURRENT EXPENDITURE ON DISBURSABLE IGR</b>	<b>14,054,167,470.00</b>	<b>3,513,541,867.50</b>	<b>971,121,259.15</b>	<b>891,508,037.86</b>	<b>1,130,732,381.64</b>	<b>2,993,361,678.65</b>	<b>85.19%</b>

**OTHER RECURRENT EXPENDITURE FROM RETAINABLE IGR (CORPORATIONS, PARASTATALS AND INSTITUTIONS: (INSTITUTIONS, PARASTATALS AND CORPORATIONS))**

ADMINISTRATIVE CODE	MDAS	2019 APPROVED ESTIMATES	PRO-RATA ESTIMATES	JANUARY	FEBRUARY	MARCH	FIRST QUARTER OTHER RECURRENT (JANUARY - MARCH 2019)	% PERFORMANCE ON FIRST QUARTER PRO-RATA
021510200100	OSUN STATE AGRICULTURAL DEVELOPMENT PROGRAMME	5,500,000.00	1,375,000.00	-	-	-	-	0.00%
021510300100	OSUN STATE AGRICULTURAL DEVELOPMENT CORPORATION	9,544,180.00	2,386,045.00	-	-	234,852.50	234,852.50	9.84%
51701800100	OSUN STATE COLLEGE OF TECHNOLOGY, ESA-OKE	530,499,500.00	132,624,875.00	11,170,851.94	37,465,068.22	24,059,677.93	72,695,598.09	54.81%
051701900100	OSUN STATE POLYTECHNIC, IREE	577,685,000.00	144,421,250.00	23,618,621.03	33,458,915.49	33,906,048.62	90,983,585.14	63.00%
051702000100	OSUN STATE COLLEGE OF EDUCATION, ILESA	196,161,250.00	49,040,312.50	20,624,800.00	48,089,604.00	22,075,940.00	90,790,344.00	185.13%
051702100100	OSUN STATE COLLEGE OF EDUCATION, ILA-ORANGUN	78,500,000.00	19,625,000.00	13,587,950.81	1,499,105.54	2,359,440.00	17,446,496.35	88.90%
051702200100	OSUN STATE UNIVERSITY, OSOGBO	700,000,000.00	175,000,000.00	29,255,113.04	36,794,518.74	44,138,613.59	110,188,245.37	62.96%
051702101100	LADOKE AKINTOLA UNIVERSITY OF TECHNOLOGY, OGBOMOSO	-	-	-	-	-	-	-
052102600100	LAUTECH TEACHING HOSPITAL, OSOGBO	40,109,750.00	10,027,437.50	5,225,579.13	4,405,545.86	6,868,848.11	16,499,973.10	164.55%
025305300100	OSUN STATE PROPERTY DEVELOPMENT CORPORATION	29,395,840.00	7,348,960.00	2,472,326.85	4,784,701.09	3,519,265.45	10,776,293.39	146.64%
012300300100	OSUN STATE BROADCASTING CORPORATION	105,920,660.00	26,480,165.00	9,607,981.84	8,439,064.25	8,202,856.19	26,249,902.28	99.13%
025210200100	OSUN STATE WATER CORPORATION	60,054,260.00	15,013,565.00	3,836,975.15	1,704,001.66	21,410,725.00	26,951,701.81	179.52%
	<b>TOTAL EXPENDITURE ON RETAINABLE IGR</b>	<b>2,333,370,440.00</b>	<b>583,342,610.00</b>	<b>119,400,199.79</b>	<b>176,640,524.85</b>	<b>166,776,267.39</b>	<b>462,816,992.03</b>	<b>79.34%</b>
	<b>TOTAL RECURRENT EXPENDITURE</b>	<b>16,387,537,910.00</b>	<b>4,096,884,477.50</b>	<b>1,090,521,458.94</b>	<b>1,068,148,562.71</b>	<b>1,297,508,649.03</b>	<b>3,456,178,670.68</b>	<b>84.36%</b>

Permanent Secretary  
MINISTRY OF ECONOMIC PLANNING,  
BUDGET & DEVELOPMENT  
State of Osun, Osogbo





**STATE GOVERNMENT OF OSUN**  
**DETAILS OF BUDGET PERFORMANCE REPORT FOR THE FIRST QUARTER, 2019**


**CAPITAL EXPENDITURE**

ADMINISTRATIVE CODE	MDAS	2019 APPROVED ESTIMATES	PRO-RATA ESTIMATES	JANUARY	FEBRUARY	MARCH	FIRST QUARTER OTHER CAPITAL EXPENDITURE (JANUARY - MARCH 2019)	% PERFORMANCE ON FIRST QUARTER PRO-RATA
	<b>GOVERNANCE AND ADMINISTRATION SECTOR</b>							
011100100100	OFFICE OF THE GOVERNOR	4,262,329,650.00	1,065,582,412.50	-	208,100,000.00	100,000,000.00	308,100,000.00	28.91%
011101000100	PUBLIC PROCUREMENT AGENCY	15,000,000.00	3,750,000.00	-	-	-	-	0.00%
011101900100	MINISTRY OF SPECIAL DUTIES	15,000,000.00	3,750,000.00	-	-	-	-	0.00%
011103500100	BUREAU OF PUBLIC SERVICE PENSION	1,500,000.00	375,000.00	-	-	-	-	0.00%
011200300100	OSUN STATE HOUSE OF ASSEMBLY	370,526,650.00	92,631,662.50	-	-	-	-	0.00%
011200400100	OSUN STATE HOUSE OF ASSEMBLY SERVICE COMMISSION	63,200,000.00	15,800,000.00	-	-	-	-	0.00%
012500500100	MINISTRY OF HUMAN RESOURCES & CAPACITY BUILDING	9,209,140.00	2,302,285.00	-	-	-	-	0.00%
014000100100	OFFICE OF THE AUDITOR GENERAL ( STATE )	3,000,000.00	750,000.00	-	-	-	-	0.00%
014000200100	OFFICE OF THE AUDITOR GENERAL (LOCAL GOVERNMENTS)	5,000,000.00	1,250,000.00	-	-	-	-	0.00%
014700100100	CIVIL SERVICE COMMISSION	5,000,000.00	1,250,000.00	-	-	-	-	0.00%
014700200100	LOCAL GOVERNMENTS SERVICE COMMISSION	5,000,000.00	1,250,000.00	-	-	-	-	0.00%
014800100100	OSUN STATE INDEPENDENT ELECTORAL COMMISSION	1,400,000.00	350,000.00	-	-	-	-	0.00%
022800100100	MINISTRY OF INNOVATION, SCIENCE AND TECHNOLOGY	25,000,000.00	6,250,000.00	-	-	-	-	0.00%
045102100100	MINISTRY OF REGIONAL INTEGRATION & SPECIAL DUTIES	13,121,470.00	3,280,367.50	-	-	-	-	0.00%
055100100100	MINISTRY OF LOCAL GOVERNMENTS AND CHIEFTAINCY AFFAIRS	20,000,000.00	5,000,000.00	-	-	-	-	0.00%
	<b>SUB-TOTAL - GOVERNANCE AND ADMINISTRATION SECTOR</b>	<b>4,814,286,910.00</b>	<b>1,203,571,727.50</b>	-	<b>208,100,000.00</b>	<b>100,000,000.00</b>	<b>308,100,000.00</b>	<b>25.60%</b>
	<b>AGRICULTURE SECTOR</b>							
021500100100	MINISTRY OF AGRICULTURE, FOOD SECURITY	2,023,935,000.00	505,983,750.00	-	-	-	-	0.00%
021501400100	OSUN PRODUCE BOARD	158,000,000.00	39,500,000.00	-	-	-	-	0.00%
	<b>SUB-TOTAL - AGRICULTURE SECTOR</b>	<b>2,181,935,000.00</b>	<b>545,483,750.00</b>	-	-	-	-	<b>0.00%</b>
	<b>ECONOMIC PLANNING AND BUDGET SECTOR</b>							
022000300100	MINISTRY OF ECONOMIC PLANNING & BUDGET	3,115,086,450.00	778,771,612.50	-	-	-	-	0.00%
023800400100	STATE BUREAU OF STATISTICS	87,000,000.00	21,750,000.00	-	-	-	-	0.00%
	<b>SUB-TOTAL - ECONOMIC PLANNING AND BUDGET SECTOR</b>	<b>3,202,086,450.00</b>	<b>800,521,612.50</b>	-	-	-	-	<b>0.00%</b>
	<b>COMMERCE AND INDUSTRY SECTOR</b>							
011100800100	OFFICE OF ENTERPRISE AND WEALTH CREATION	2,428,400.00	607,100.00	-	-	-	-	0.00%
022200100100	MINISTRY OF INDUSTRY, COMMERCE & COOPERATIVES	137,994,500.00	34,498,625.00	-	-	-	-	0.00%
022205100100	OSUN MICRO CREDIT AGENCY	8,624,700.00	2,156,175.00	-	-	-	-	0.00%
023600100100	MINISTRY OF CULTURE & TOURISM	501,232,100.00	125,308,025.00	-	-	-	-	0.00%
023600400100	OSUN STATE COUNCIL FOR ARTS AND CULTURE	410,700.00	102,675.00	-	-	-	-	0.00%
023605200100	OSUN STATE TOURISM BOARD	47,230,270.00	11,807,567.50	-	-	-	-	0.00%
051300100100	MINISTRY OF EMPOWERMENT AND YOUTH ENGAGEMENT	4,928,400.00	1,232,100.00	-	-	-	-	0.00%
	<b>SUB-TOTAL - COMMERCE AND INDUSTRY SECTOR</b>	<b>702,849,070.00</b>	<b>175,712,267.50</b>	-	-	-	-	<b>0.00%</b>

Permanent Secretary  
 MINISTRY OF ECONOMIC PLANNING,  
 BUDGET & DEVELOPMENT  
 State of Osu, Osoybo  
 Date 13/02/2022



ADMINISTRATIVE CODE	MDAS	2019 APPROVED ESTIMATES	PRO-RATA ESTIMATES	JANUARY	FEBRUARY	MARCH	FIRST QUARTER OTHER CAPITAL EXPENDITURE (JANUARY - MARCH 2019)	% PERFORMANCE ON FIRST QUARTER PRO-RATA
	<b>EDUCATION SECTOR</b>							
051700100100	MINISTRY OF EDUCATION	2,700,000,000.00	675,000,000.00	-	-	-	-	0.00%
051700300100	STATE UNIVERSAL BASIC EDUCATION BOARD	3,116,154,280.00	779,038,570.00	77,904,416.03	318,478,796.36	336,985,985.80	733,369,198.19	94.14%
051700800100	OSUN STATE LIBRARY BOARD	20,000,000.00	5,000,000.00	-	-	-	-	0.00%
051701000100	OSUN STATE MASS EDUCATION AGENCY	12,000,000.00	3,000,000.00	-	-	-	-	0.00%
051702600100	OSUN CENTRAL EDUCATIONAL DISTRICT ILA ORANGUN (DISTRICT OFFICE)	24,999,160.00	6,249,790.00	-	-	-	-	0.00%
051702700100	OSUN EAST EDUCATIONAL DISTRICT OFFICE, ILE - IFE (DISTRICT OFFICE)	20,000,000.00	5,000,000.00	-	-	-	-	0.00%
051702800100	OSUN WEST EDUCATIONAL DISTRICT OFFICE, IKIRE (DISTRICT OFFICE)	12,500,000.00	3,125,000.00	-	-	-	-	0.00%
051705100100	TEACHERS' ESTABLISHMENT AND PENSIONS OFFICE, OSOGBO	39,496,570.00	9,874,142.50	-	-	-	-	0.00%
051705300100	BOARD FOR TECHNICAL AND VOCATIONAL EDUCATION	1,200,000,000.00	300,000,000.00	-	-	-	-	0.00%
051705600100	OFFICE OF HIGHER EDUCATION, BURSARY & SCHOLARSHIP	30,000,000.00	7,500,000.00	-	-	-	-	0.00%
051706500100	OSUN EDUCATION QUALITY ASSURANCE AND MORALITY AGENCY	242,000,000.00	60,500,000.00	-	-	-	-	0.00%
	<b>SUB-TOTAL - EDUCATION SECTOR</b>	<b>7,417,150,010.00</b>	<b>1,854,287,502.50</b>	<b>77,904,416.03</b>	<b>318,478,796.36</b>	<b>336,985,985.80</b>	<b>733,369,198.19</b>	<b>39.55%</b>
	<b>ENVIRONMENT SECTOR</b>							
022205600100	OSUN SIGNAGE, HOARDING AND ADVERTISEMENT AGENCY	35,000,000.00	8,750,000.00	-	-	-	-	0.00%
053500100100	MINISTRY OF ENVIRONMENT & SANITATION	852,246,590.00	213,061,647.50	5,000,000.00	15,000,000.00	-	20,000,000.00	9.39%
053500200100	OSUN PARKS AND GARDENS MANAGEMENT AGENCY	55,682,930.00	13,920,732.50	-	-	-	-	0.00%
053505300100	OSUN STATE WASTE MANAGEMENT AGENCY	124,247,220.00	31,061,805.00	-	-	-	-	0.00%
023305100100	OFFICE OF FORESTRY, NATURAL & MINERAL RESOURCES	500,000,000.00	125,000,000.00	-	-	100,072,000.00	100,072,000.00	80.06%
	<b>SUB-TOTAL - ENVIRONMENT SECTOR</b>	<b>1,567,176,740.00</b>	<b>391,794,185.00</b>	<b>5,000,000.00</b>	<b>15,000,000.00</b>	<b>100,072,000.00</b>	<b>120,072,000.00</b>	<b>30.65%</b>
	<b>HEALTH SECTOR</b>							
052100100100	MINISTRY OF HEALTH	441,028,600.00	110,257,150.00	-	-	-	-	0.00%
052100200100	OSUN STATE HEALTH INSURANCE SCHEME	1,227,338,800.00	306,834,700.00	-	-	-	-	0.00%
052110200100	OSUN STATE HOSPITALS MANAGEMENT BOARD	253,694,450.00	63,423,612.50	-	-	-	-	0.00%
052111600100	PRIMARY HEALTH CARE DEVELOPMENT BOARD	4,901,000,000.00	1,225,250,000.00	20,264,820.00	274,447,235.10	-	294,712,055.10	24.05%
	<b>SUB-TOTAL - HEALTH SECTOR</b>	<b>6,823,061,850.00</b>	<b>1,705,765,462.50</b>	<b>20,264,820.00</b>	<b>274,447,235.10</b>	<b>-</b>	<b>294,712,055.10</b>	<b>17.28%</b>
	<b>INFRASTRUCTURE SECTOR</b>							
022905300100	OFFICE OF THE TRANSPORTATION	158,095,400.00	39,523,850.00	-	-	-	-	0.00%
023400100100	MINISTRY OF WORKS & TRANSPORT	20,506,689,300.00	5,126,672,325.00	160,886,893.38	106,579,037.08	2,051,166.60	269,517,097.06	5.26%
023400200100	OFFICE OF THE SURVEYOR - GENERAL	127,739,060.00	31,934,765.00	-	-	-	-	0.00%
023400400100	OSUN ROAD MAINTENANCE AGENCY	871,712,300.00	217,928,075.00	-	-	-	-	0.00%
023405500100	OSUN ASSETS MANAGEMENT AGENCY	217,528,030.00	54,382,007.50	-	-	-	-	0.00%
025305600100	OSUN STATE CAPITAL TERRITORY DEVELOPMENT AUTHORITY	40,263,400.00	10,065,850.00	-	-	-	-	0.00%
026000100100	MINISTRY OF LANDS AND PHYSICAL PLANNING	530,955,500.00	132,738,875.00	-	-	-	-	0.00%
	<b>SUB-TOTAL - INFRASTRUCTURE SECTOR</b>	<b>22,452,982,990.00</b>	<b>5,613,245,747.50</b>	<b>160,886,893.38</b>	<b>106,579,037.08</b>	<b>2,051,166.60</b>	<b>269,517,097.06</b>	<b>4.80%</b>
	<b>SOCIAL DEVELOPMENT AND WELFARE SECTOR</b>							
012400100100	MINISTRY OF HOME AFFAIRS	500,000,000.00	125,000,000.00	-	-	-	-	0.00%
051400100100	MINISTRY OF WOMEN & CHILDREN AFFAIRS	108,750,860.00	27,187,715.00	-	-	-	-	0.00%
053900100100	MINISTRY OF SOCIAL PROTECTION, SPORTS & SPECIAL NEEDS	39,772,800.00	9,943,200.00	-	-	-	-	0.00%
053905100100	OSUN STATE SPORTS COUNCIL	47,296,800.00	11,824,200.00	-	-	-	-	0.00%
	<b>SUB-TOTAL - SOCIAL DEVELOPMENT AND WELFARE SECTOR</b>	<b>695,820,460.00</b>	<b>173,955,115.00</b>	<b>-</b>	<b>-</b>	<b>-</b>	<b>-</b>	<b>0.00%</b>


  
 Permanent Secretary  
 MINISTRY OF ECONOMIC PLANNING,  
 BUDGET & DEVELOPMENT  
 State of Osun, Osogbo  
 13/02/2020



ADMINISTRATIVE CODE	MDAS	2019 APPROVED ESTIMATES	PRO-RATA ESTIMATES	JANUARY	FEBRUARY	MARCH	FIRST QUARTER OTHER CAPITAL EXPENDITURE (JANUARY - MARCH 2019)	% PERFORMANCE ON FIRST QUARTER PRO-RATA
	<b>SECURITY LAW AND JUSTICE SECTOR</b>		-					
031801100100	JUDICIAL SERVICE COMMISSION	113,841,660.00	28,460,415.00	-	-	-	-	0.00%
032600100100	MINISTRY OF JUSTICE	76,623,320.00	19,155,830.00	-	-	-	-	0.00%
032605100100	THE JUDICIARY (HIGH COURT OF JUSTICE)	150,000,000.00	37,500,000.00	-	-	-	-	0.00%
032605200100	CUSTOMARY COURT OF APPEAL	142,050,150.00	35,512,537.50	-	-	-	-	0.00%
	<b>SUB-TOTAL - SECURITY LAW AND JUSTICE SECTOR</b>	<b>482,515,130.00</b>	<b>120,628,782.50</b>	-	-	-	-	<b>0.00%</b>
	<b>INFORMATION AND COMMUNICATION SECTOR</b>		-					
012300100100	MINISTRY OF INFORMATION & CIVIC ORIENTATION	109,000,000.00	27,250,000.00	-	-	-	-	0.00%
	<b>SUB-TOTAL - INFORMATION AND COMMUNICATION SECTOR</b>	<b>109,000,000.00</b>	<b>27,250,000.00</b>	-	-	-	-	<b>0.00%</b>
	<b>WATER AND SANITATION SECTOR</b>		-					
025200100100	OFFICE OF WATER RESOURCES, RURAL AND COMMUNITY AFFAIRS	302,665,350.00	75,666,337.50	-	100,786,393.38	100,967,893.38	201,754,286.76	266.64%
025210300100	RURAL WATER & ENVIRONMENTAL SANITATION AGENCY	147,624,130.00	36,906,032.50	21,462,204.48	34,575,789.75	8,876,000.00	64,913,994.23	175.89%
	<b>SUB-TOTAL - WATER AND SANITATION SECTOR</b>	<b>450,289,480.00</b>	<b>112,572,370.00</b>	<b>21,462,204.48</b>	<b>135,362,183.13</b>	<b>109,843,893.38</b>	<b>266,668,280.99</b>	<b>236.89%</b>
	<b>FINANCE &amp; REVENUE MOBILIZATION SECTOR</b>		-					
022000100100	MINISTRY OF FINANCE	5,055,250,000.00	1,263,812,500.00	-	-	168,885,483.20	168,885,483.20	13.36%
022000200100	DEBT MANAGEMENT OFFICE	32,027,563,000.00	8,006,890,750.00	2,426,667,084.49	2,426,667,084.49	2,418,079,478.06	7,271,413,647.04	90.81%
022000700100	OFFICE OF THE ACCOUNTANT - GENERAL	10,500,000.00	2,625,000.00	-	-	-	-	0.00%
022000800100	OSUN STATE INTERNAL REVENUE SERVICE	129,668,060.00	32,417,015.00	-	-	-	-	0.00%
	<b>SUB-TOTAL - FINANCE &amp; REVENUE MOBILIZATION SECTOR</b>	<b>37,222,981,060.00</b>	<b>9,305,745,265.00</b>	<b>2,426,667,084.49</b>	<b>2,426,667,084.49</b>	<b>2,586,964,961.26</b>	<b>7,440,299,130.24</b>	<b>79.95%</b>
	<b>CAPITAL EXPENDITURE ON DISBURSABLE IGR</b>	<b>88,122,135,150.00</b>	<b>22,030,533,787.50</b>	<b>2,712,185,418.38</b>	<b>3,484,634,336.16</b>	<b>3,235,918,007.04</b>	<b>9,432,737,761.58</b>	<b>42.82%</b>

**CAPITAL EXPENDITURE ON RETAINABLE IGR (CORPORATIONS, PARASTATALS AND INSTITUTIONS: (INSTITUTIONS, PARASTATALS AND CORPORATIONS))**

021510200100	OSUN STATE AGRICULTURAL DEVELOPMENT PROGRAMME	362,806,000.00	90,701,500.00	-	-	-	-	0.00%
021510300100	OSUN STATE AGRICULTURAL DEVELOPMENT CORPORATION	599,000,000.00	149,750,000.00	-	-	-	-	0.00%
051701800100	OSUN STATE COLLEGE OF TECHNOLOGY, ESA-OKE	424,885,500.00	106,221,375.00	37,471,174.45	8,860,433.43	9,466,825.81	55,798,433.69	52.53%
051701900100	OSUN STATE POLYTECHNIC, IREE	1,650,814,300.00	412,703,575.00	66,640,219.68	57,836,861.50	177,739,342.50	302,216,423.68	73.23%
051702000100	OSUN STATE COLLEGE OF EDUCATION, ILESA	159,920,000.00	39,980,000.00	41,923,121.61	52,825,104.00	23,520,511.77	118,268,737.38	295.82%
051702100100	OSUN STATE COLLEGE OF EDUCATION, ILEA-ORANGUN	135,431,990.00	33,857,997.50	634,873.00	2,802,002.74	-	3,436,875.74	10.15%
051702200100	OSUN STATE UNIVERSITY, OSOGBO	683,000,000.00	170,750,000.00	125,686.98	49,000,000.00	69,546,651.17	118,672,338.15	69.50%
052102600100	LAUTECH TEACHING HOSPITAL, OSOGBO	217,000,000.00	54,250,000.00	7,637,049.53	2,740,310.00	11,601,021.53	21,978,381.06	40.51%
025305300100	OSUN STATE PROPERTY DEVELOPMENT CORPORATION	86,095,400.00	21,523,850.00	824,250.00	28,000.00	1,497,250.00	2,349,500.00	10.92%
012300300100	OSUN STATE BROADCASTING CORPORATION	57,000,000.00	14,250,000.00	-	-	-	-	0.00%
025210200100	OSUN STATE WATER CORPORATION	588,125,710.00	147,031,427.50	12,740,650.00	16,713,300.00	5,448,684.37	34,902,634.37	23.74%
	<b>TOTAL CAPITAL EXPENDITURE ON RETAINABLE IGR</b>	<b>4,964,078,900.00</b>	<b>1,241,019,725.00</b>	<b>167,997,025.25</b>	<b>190,806,011.67</b>	<b>298,820,287.15</b>	<b>657,623,324.07</b>	<b>52.99%</b>
	<b>TOTAL CAPITAL EXPENDITURE</b>	<b>93,086,214,050.00</b>	<b>23,271,553,512.50</b>	<b>2,880,182,443.63</b>	<b>3,675,440,347.83</b>	<b>3,534,738,294.19</b>	<b>10,090,361,085.65</b>	<b>43.36%</b>

  
 Permanent Secretary  
 MINISTRY OF ECONOMIC PLANNING,  
 BUDGET & DEVELOPMENT  
 State of Osun, Osogbo  
 Date 13/02/2020